

BE THE FORCE



www.forceone.com



FORCE
MOTORS
Personal Vehicles Division


TOWER OVER THE REST



Variants: Executive (EX), Superior (SX) and Luxury (LX)

Follow us on:    

2.2 FMTech Engine




The SX and LX variants are powered by the BS-IV compliant, 2.2 litre Common rail, 16 valve. OHC, VGT, Direct injection diesel engine made under license from Daimler AG, Germany. It develops a peak output of 141 Ps @ 3800 rpm and a class leading torque of 321 Nm @ 1600 - 2400 rpm. The G32/5 speed synchromesh gear box with cable shift is also made under license from Daimler AG. The high power to weight ratio engine with a top speed of 160 kmph makes driving a thrilling experience.

Suspension



Independent double wishbone with coil spring suspension in the front and Multi link with pan hard rod and coil spring suspension in the rear along with gas charged telescopic shock absorbers and anti roll bars ensure outstanding riding comfort and stability. The ride and handling has been fine tuned by the world renowned Lotus Engineering UK.

Most Spacious



Luxurious and comfortable seating for up to six persons excluding driver. All front facing seats and theatre like seating. Best in class head room and leg room in second and third row. Spacious front facing and reclining third row seats with a specially designed foot well for more leg room. Choice of captain seat or three seater bench seat in the second row.

TD2650 FTI Engine



The EX variant is powered by the proven BS-III compliant, Mercedes OM 616 derived, 2.6 litre turbo charged inter cooled, directed injection diesel engine that develops 82 Ps at 3200 rpm and 230 Nm torque @ 1800 - 2000 rpm. It is mated to a Mercedes G1-18 derived 5 speed synchromesh gear box known for its smooth and effortless gear shifting.

C-in-C Chassis



All new C-in-C chassis frame welded using robotic welding technique for excellent strength in bending and torsion. Unmatched corrosion resistance on account of Cathodic Electro - Deposition (C.E.D) primer coating provided for the first time by an OEM in this segment.

Dual AC Vents for each row



All three rows with dual AC vents. Independent AC control for first and second/third rows.

All new wrap-around projector lamps with DRL



Daytime running LED's that switch on automatically when ignition is turned on and are deactivated when any of the other lamps are switched on. Offered for the first time by an Indian OEM. Dominates the front look and leaves a lasting impression.

4WD - Electronic Shift & Limited Slip Differential



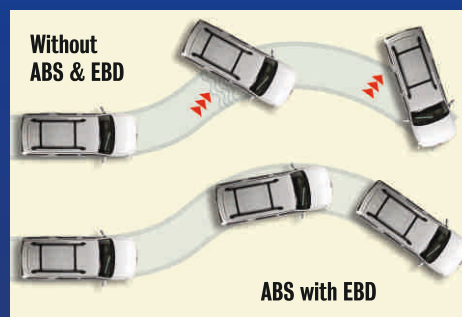
Electronic Shift with LSD - With just a turn of a switch, the all-new Force One shifts between high ratio two-wheel drive and four-wheel drive on the move, as the terrain changes. Assisted by the Limited Slip Differential and larger 245 / 70 R 16 All Terrain Tubeless Tyres the Force One LX offers unmatched off-roading capability.

Steering Mounted Controls and Multi-Information Display



Tilt-able and collapsible steering wheel for greater comfort and safety. Cruise control and audio controls mounted on steering wheel. Multi-information Display lets the driver view an array of information about the vehicle. Right from distance travelled, average speed, trip wise fuel consumption, service overdue warning, distance to empty and many more.

Anti-lock Brake System with Electronic Brake Distribution



The SX and LX Variants come with Anti-lock Braking System (ABS) with Electronic Brake-force Distribution (EBD) for best in class safety.

The ABS prevents wheels from locking when braking on a slippery or winding road.

The EBD ensures brake force distribution taking into account the load on each of the wheels and helps to shorten the stopping distance.

Colours



Intense White



Bold Black



Fierce Red



Emphatic Grey



Robust Blue





Moondust Silver


'Force One' comes in 5 metallic clear coats and one solid white that are tested and proven to be heat, dirt, water and scratch resistant. The secret behind a good looking car is great paintwork.

SPECIFICATIONS

Engine	FORCEONE EX		FORCEONE SX	FORCE ONE LX
Type	TD2650 FTI BS III, 4-Cyl., DI, TCIC		TD 2200 FM Tech, BS-IV 4 - Cyl., DOHC, 16 Valve, TCIC Common Rail	
Power (Ps @ rpm)	82 @ 3200		141 @ 3800	
Torque (Nm @ rpm)	230@1800-2000		321 @ 1600-2400	
Gear Box				
Type	G1 - 18/5B		G-32/5, Sychromesh with Dual Mass Fly Wheel	
Suspension				
Front	Independent Double Wish Bone - Coil Spring Suspension			
Rear	Multi link with pan Hard Rod & Coil Spring			
Brakes				
Front	Disc Type; Twin Pot Type Caliper			
Rear	Drum Type; Simplex Brake with LCRV			
Tyres				
Type	235/70 R16 High Way Pattern Tyre	235/70 R16 All Terrain Pattern Tyre	245/70 R16 All Terrain Pattern Tyre	
Wheels	Sheet Metal Wheel Rim	Alloy Wheel		
Dimensions (mm)				
L/W/H	4860 x 1780 x 1885	4860 x 1780 x 1885	4860 x 1780 x 1935	
Wheelbase	3025	3025	3025	
Ground Clearance	145	145	145	
Fuel Tank Capacity (Ltrs)	70	70	70	
4X4 Performance				
4WD	✗	✗	Electronic - Shift on Fly	
Limited Slip Differential	✗	✗	✓	
Exteriors				
Headlamp	Projector Headlamp	Projector Headlamp with DRL		
Fog Lamps	Front	Front & Rear		
Front & Rear Bumpers	Body Colored			
Door Handles	Body Colored			
ORVMs	Body Color with Electrically Adjusted Mirror	Body Color with Electrically Adjusted Mirror with Side Indicator		
Roof Rails / Ski Rack	✗	✓	✓	
Stylish Hub Cap	✗	✓	✓	
Rear Wind Screen Wiper With Rear Washer	✗	✓	✓	
Rear Defroster	✗	✓	✓	
Interiors				
12V Power Sockets	First & Second Row			
Illumination Control (Cluster)	✓	✓	✓	

Infotainment	Force One EX	Force One SX	Force One LX
Audio System 2 DIN	X	✓	✓
Steering Mounted Switches	X	✓	✓
Bluetooth Connectivity	X	✓	✓
Seating			
Capacity	6+D	5+D, 6+D	6+D
Driver Seat Height Adjustment	X	✓	✓
3rd Row Seat	Reclining and Double Folding Front Facing Seats		
Upholstery	Fabric	Fabric	Leather
Safety & Security			
ABS + EBD	X	✓	✓
Remote Key Access	X	✓	✓
Driver Seat Belt Warning	✓	✓	✓
Reverse Parking Sensor	X	✓	✓
Door Open Wear Indicator	✓	✓	✓
Brake Pad Wear Indicator	✓	✓	✓
Central Locking	✓	✓	✓
Over Speed Warning	✓	✓	✓
Comfort & Convenience			
Progressive Cruise Control	X	✓	✓
Airconditioning	All 3 Row Airconditioning (HVAC) with Independent Controls on 1st & 2nd / 3rd Row		
Puddle Lamp on Each Door	✓	✓	✓
Multi Information Display	✓	✓	✓
Embedded Radio Antenna	✓	✓	✓
Mobile Charger For 2nd Row	✓	✓	✓
Head Lamp Adjustment on Combi Switch	✓	✓	✓
Coolant Level Indicator	✓	✓	✓
Service Overdue Warning	X	✓	✓
Colours	Intense White, Bold Black, Moondust Silver	Intense White, Bold Black, Fierce Red, Emphatic Grey, Robust Blue	Silver



FORCE
MOTORS
 Personal Vehicles Division

Mumbai-Pune Road, Akurdi, PUNE - 411 035. INDIA
 Phone: +91 20 27476381, Fax: +91 20 27475984
www.forceone.co.in

NOTE: On account of continuous Research and Development, specifications are subject to change without prior information. The data included herein is to be regarded as approximate. Accessories shown may not necessarily be part of standard equipment.